



INeedROBOT

LEADING THE FUTURE OF ROBOTICS.

INEEDROBOT

VACUUM, SWEEP, MOP

- MULTIPLE FUNCTIONS, PROFESSIONAL CLEANING •
- CONVENIENT AND USER-FRIENDLY •
- SMART AND AGILE WITH SAFETY PROTECTION • SELF CHARGING •



KLEENBOT C30

Comprehensive Cleanliness: Effortless Solutions for Spotless Spaces.



Multiple Functions, Professional Cleaning

The robot can simultaneously perform sweeping, vacuuming, dust pushing, and other cleaning tasks, equipped with a powerful suction motor to clean up common garbage.



Convenient and User-Friendly

With a handle-equipped screen, a user-friendly interface and quick disassembly design, the robot is convenient to use and easy to operate.



Smart and Agile with Safety Protection

Featuring 3 Depth Stereo Vision and intelligent obstacle avoidance, the robot can maneuver agilely through crowds while ensuring operational safety.



Self Charging

Configure the robot's operating hours according to your usage schedule. It autonomously returns to recharge after shifts, ensuring optimal energy levels for worry-free operation during service hours.



Product Specifications

Dimensions

49.0 x 52.0 x 75.0 cm
(19.29" x 20.47" x 29.53")
(without dust mop)

Max. Moving Speed

0.8 m/s (2.63 ft/s)

Battery Life*

Up to 6 h (Sweeping & Vacuuming Mode)
Up to 10 h (Dust Mopping Mode)

Maximum Cleaning Width***

61.0 cm (24.02")

Maximum Suction

15000 Pa

Weight

35 kg (77 lbs), with battery
30 kg (66 lbs), without battery

Cleaning Mode

Vacuuming Mode
Dust Mopping Mode

Charging Time**

5-6 h

Cleaning Efficiency

600 m²/h (6458.35 ft²/h)

Noise

≤ 70dB

*All battery claims depend on many factors; actual results will vary. Battery has limited recharge cycles and may eventually need to be replaced. Battery life and charge cycles vary by use and settings.

**The charging time stated refers to the duration required for charging from 15% to 100% battery capacity, using either a recharger or charging pile, with the robot powered on. Do not attempt to charge a wet Robot.

***Measurement taken with Double Side Brushes + Sweeping Brush.

INEEDROBOT


SWIFT AND AGILE DELIVERIES

- COMPACT, FOR ENHANCED AGILITY •
- SMART SELF-PICKUP GUIDANCE •
- MULTI-ROBOT COLLABORATION •




DINERBOT T8

Compact Efficiency at Your Service: Agile Handling for Seamless Deliveries.



Compact, for Enhanced Agility

Our compact robot can easily navigate through spaces as narrow as 55cm, making it highly maneuverable even in cozy environment.



Smart Self-Pickup Guidance*

With the installation of tray detection sensors and 300-degree open tray, T8 DINERBOT guides you to retrieve your orders through voice notifications and visual guidance on the 10.1-inch touch screen, effectively preventing retrieval errors and reminders.

**Not available on T8 LB model*



Multi-Robot Collaboration

Our robust planning system enables seamless collaboration among multiple robots, amplifying efficiency and delivering an enhanced service experience.



Product Specifications

Dimensions

38.4 x 46.8 x 111.1 cm
(15.12" x 18.43" x 43.74")

Max. Moving Speed

1.0 m/s

Charging Time**

T8 LS: 4.5 h / T8 LB: 4 h

Layer Size

The Upper Two Layers:
38.3 x 34.2 cm (15.08" x 13.46")

The Bottom Layer:
32.5 x 31.8 cm (12.80" x 12.52")

Weight

T8 LS: 34 kg (74.96 lbs)
T8 LB: 38 kg (83.78 lbs)

Battery Life*

T8 LS: Up to 15 h / T8 LB: Up to 18 h

Number Of Layers (default)

3

Total Load Capacity

20 kg (88 lbs)

Minimum Passage Width

55 cm (21.65")

*All battery claims depend on many factors; actual results will vary. Battery has limited recharge cycles and may eventually need to be replaced. Battery life and charge cycles vary by use and settings.

**The charging time stated refers to the duration required for charging from 15% to 100% battery capacity, using either a recharger or charging pile, with the robot powered on. Do not attempt to charge a wet Robot.

INeedROBOT

PRIVATE, CROSS-FLOOR DELIVERIES

- ULTRA-LARGE CAPACITY
- INGENIOUS DESIGN
- INTELLIGENT OBSTACLE AVOIDANCE



BUTLERBOT W3

Smart Delivery Assistant: IoT-Enhanced Convenience at Your Service.



Ultra-Large Capacity for Higher Delivery Efficiency

90 L ultra-large capacity and a variety of accessories, effortlessly meeting diversified delivery needs
Multi-compartment design that improves usage rate, increasing delivery efficiency by up to 300%
Up to 120 deliveries in a day, drastically reducing operation cost



Dual Stereo Vision & 3D Intelligent Obstacle Avoidance

Wide-angle 3D obstacle avoidance function, holding a panoramic view of every obstacle
Flagship high-accuracy survey LiDAR covering 270°, always guiding to the destination with accurate navigation
Optimal avoidance and remarkable continuous bend passability, conquering any complex environment

Ingenious Design Combining Technology and Practicability

Streamlined and sophisticated body design
11.6-inch ultra-large HD touchscreen serves both as a welcoming receptionist and an eye-catching advertisement



Product Specifications

Dimensions

45.9 x 54.9 x 108.1 cm
(18.07" x 21.61" x 42.56")

Max. Moving Speed

0.8 m/s (2.63 ft/s)

Charging Time**

6.5 h

Cabin Size

39.0 x 38.5 x 30.0 cm
(15.35" x 15.16" x 11.81")

Multi-point Delivery

Up to 4 rooms (Single journey)

Weight

48 kg (106 lbs)

Battery Life*

Up to 12 h

Number of Cabins

2 / 3 / 4

Total Load Capacity

20 kg (44 lbs)

Minimum Passage Width

70 cm (27.56")

*Assuming 3 deliveries per hour and 5 minutes for each delivery. All battery claims depend on many factors; actual results will vary. Battery has limited recharge cycles and may eventually need to be replaced. Battery life and charge cycles vary by use and settings.

**The charging time stated refers to the duration required for charging from 15% to 100% battery capacity, using either a recharger or charging pile, with the robot powered on. Do not attempt to charge a wet Robot.



KEENON Robotics Co., Ltd.



www.ineedrobot.eu



ineedrobot@roboti-adria.eu

INEEDROBOT

DELIVERIES WITH MULTI-MODAL INTERACTION

- FLEXIBLE AND ROBUST •
- COMPREHENSIVE OBSTACLE AVOIDANCE •
- EFFECTIVE MARKETING TOOL •
- AGILE AND ELEGANT •



DINERBOT T10

Effortless Multitasking: Seamless Delivery and Advertising for You.




Flexible and Robust

Equipped with open and spacious sensing trays, along with an upgraded ultra-stable chassis, the robot can navigate through narrow passages of 59cm.



Comprehensive Obstacle Avoidance

The environmental perception and obstacle avoidance system have been significantly upgraded. This includes the use of four stereo vision sensors for 300° 3D detection, enhancing the safety of the delivery process.




Effective Marketing Tool

Featuring a large screen for advertisements, this robot supports custom image and video playback to effectively communicate messages.



Agile and Elegant

With a flexible movable head, unique facial expressions, and a multi-modal design incorporating voice, touch, and vision, the robot exudes agility and charm.



Product Specifications

Dimensions

48.6 x 55.5 x 139.9 cm
(19.13" x 21.85" x 54.69")

Max. Moving Speed

1 m/s (3.28 ft/s)

Charging Time**

5.5 h

Total Load Capacity

40 kg (88 lbs)

Minimum Passage Width

59.0 cm (23.23")

Weight

58 kg (128 lbs)

Battery Life*

Up to 8 h

Layer Size (default)

Layer 1/2/3:
48.6 x 41.6 cm (19.13" x 16.38")

Bottom Layer:

35.0 x 28.6 cm (13.78" x 11.26")


Touch Screen Size

11.6" (1920 x 1080)

*All battery claims depend on many factors; actual results will vary. Battery has limited recharge cycles and may eventually need to be replaced. Battery life and charge cycles vary by use and settings.

** The charging time stated refers to the duration required for charging from 15% to 100% battery capacity, using either a recharger or charging pile, with the robot powered on. Do not attempt to charge a wet Robot.

**DELIVERIES WITH
ENCLOSED
PROTECTION**



ALL-NEW SHOCK ABSORBING CHASSIS •
180L CAPACITY •
ONE-STEP OPERATION: AUTOMATIC DOORS •

DINERBOT T3

Enclosed Protection: Elevating Clean and Secure Deliveries.



All-New Shock Absorbing Chassis

Shock-absorbing chassis is here, with an increased smoothness and the ability to adapt to even more complex environments. It boasts centimeter-level stability and prevents dish and beverage spillage while in travel.



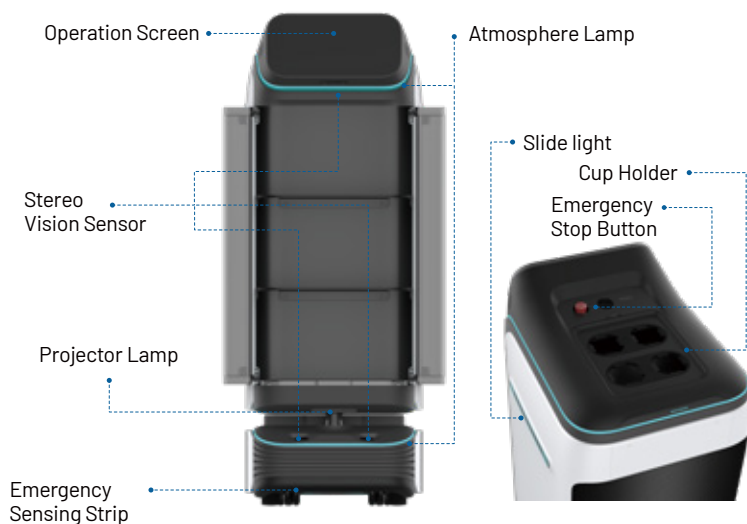
180L Capacity

Designed for high-end restaurants and bars, the robot can deliver large dishes, and each shelf can hold three standard trays of food.



One-Step Operation: Automatic Doors

Doors automatically open at the origin point and can be controlled by stepping on the projection at the destination point, enabling convenient delivery and prompt dish return.



Product Specifications

Dimensions

48.9 x 62.3 x 134.1 cm
(19.25" x 24.53" x 52.80")

Weight

71 kg (156 lbs)

Max. Moving Speed

0.8 m/s (2.63 ft/s)

Battery Life*

Up to 12 h

Layer Size

42.2 x 57.5 cm
(16.61" x 22.64")

Cabin Volume

57.5 x 42.2 x 69.0 cm
(22.64" x 16.61" x 27.17")

Total Load Capacity

40 kg (88 lbs)

Minimum Passage Width

75 cm (29.53")

*All battery claims depend on many factors; actual results will vary. Battery has limited recharge cycles and may eventually need to be replaced. Battery life and charge cycles vary by use and settings.



**DELIVERIES
WITH HIGH-LOAD
CAPACITY**

- USER-FRIENDLY INTERACTION
- SMOOTH AND RELIABLE DELIVERIES
- EXCEPTIONAL LOAD CAPACITY
- SELF CHARGING



DINERBOT T9

**Upgraded
Interface:
Your Dependable
and Economical
Choice.**



User-Friendly Interaction

Featuring an 11.6-inch HD touchscreen and ergonomic design, the system ensures easy operation for both staff and customers. Staff can navigate the robot while standing, and customers can control it from their seats.



Smooth and Reliable Deliveries

The next-gen shock-absorbing chassis employs a multi-link damping system for obstacle-crossing stability across diverse terrains. Enhanced by a novel PID control algorithm, the robot accelerates, brakes, and turns seamlessly, ensuring a steady delivery.



Exceptional Load Capacity

With an impressive load capacity of 4*10kg and an adjustable tray design, the robot caters to a wide range of delivery demands with ease.



Self Charging

Configure the robot's operating hours according to your usage schedule. It autonomously returns to recharge after shifts, ensuring optimal energy levels for worry-free operation during service hours.



Product Specifications

Dimensions

50.0 x 52.7 x 126.6 cm
(19.69" x 20.75" x 49.84")

Max. Moving Speed

0.8 m/s (2.63 ft/s)

Charging Time***

4 h

Total Load Capacity

40 kg (88 lbs)

Weight*

63 kg (139 lbs)

Battery Life**

Up to 18 h

Layer Size

49.0 x 40.4 cm (19.29" x 15.91")

Minimum Passage Width

70 cm (27.56")

*Charging pile is not included.

**All battery claims depend on many factors; actual results will vary. Battery has limited recharge cycles and may eventually need to be replaced. Battery life and charge cycles vary by use and settings.

***The charging time stated refers to the duration required for charging from 15% to 100% battery capacity, using either a recharger or charging pile, with the robot powered on. Do not attempt to charge a wet Robot.



Roboti Adria Group, d.o.o.



www.ineedrobot.eu



ineedrobot@roboti-adria.eu

ELEVATE YOUR DELIVERY WITH ENGAGING FUN



- SHOCK-ABSORBING CHASSIS: SAFE AND STABLE
- SMART SELF-PICKUP AND DELIVERY
- ENHANCED SAFETY CARE
- VSLAM INTELLIGENT POSITIONING SYSTEM

DINERBOT T9 PRO

Engaging Delivery: Fun Interactions for a Smooth Experience.



Shock-Absorbing Chassis: Safe and Stable

Multi-link damping and an all-new shock absorption system mean the T9 Pro retains stability over obstacles. An all-new PID control algorithm ensures acceleration, braking and turning is smooth and steady, eliminating spillage.



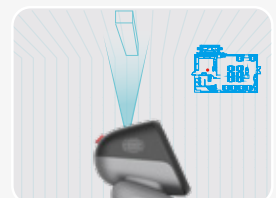
Smart Self-Pickup and Delivery

Efficiency is maximized thanks to the 3 trays all utilizing radar sensors which detect when an item has been placed and removed. Reminders to take the correct dishes are made using lighting, voice prompts, and on-screen displays. T9 Pro can also perform consecutive tasks, for complete "grab and go" convenience.



Enhanced Safety Care

Enhanced with additional stereo vision sensor for detecting low obstacles and preventing falls from stairs.



VSLAM Intelligent Positioning System

Upgraded visual sensors allow the robot to map and recognize its location, doing away with the need for unsightly labels attached to the ceiling. This ensures more reliable navigation and positioning, while preserving the aesthetic of the restaurant décor.



Product Specifications

Dimensions

50.0 x 52.7 x 126.6 cm
(19.69" x 20.75" x 49.84")

Max. Moving Speed

0.8 m/s (2.63 ft/s)

Charging Time***

4 h

Total Load Capacity

40 kg (88 lbs)

Touch Screen Size

11.6" (1920 x 1080)

Weight*

45.2 kg (99.6 lbs)

Battery Life**

Up to 15 h

Layer Size

48.6 x 38.4 cm
(19.13" x 15.12")
(for the upper three layers)

Minimum Passage Width

70 cm (27.56")

*Charging pile is not included.

**All battery claims depend on many factors; actual results will vary. Battery has limited recharge cycles and may eventually need to be replaced. Battery life and charge cycles vary by use and settings.

***The charging time stated refers to the duration required for charging from 15% to 100% battery capacity, using either a recharger or charging pile, with the robot powered on. Do not attempt to charge a wet Robot.



Roboti Adria Group, d.o.o.



www.ineedrobot.eu



ineedrobot@roboti-adria.eu



HEAVY-LOAD COURIER ROBOT

100KG+ LOAD CAPACITY •

PLUG-AND-PLAY •

24/7 DELIVERY, NONSTOP EFFICIENCY •

OPERATION SAFETY, MAXIMIZED •



KEENON S100

Effortless 100kg+ Delivery: Redefining Industrial Mobility.



100kg+ Load Capacity

Reliably transport light loads, facilitating the movement of bulky goods across your workspace.



Plug-and-Play

Powered by pre-installed OS and App, S100 offers ready-to-use solutions for instant robot deployment.



24/7 Delivery, Nonstop Efficiency

3 charging options: charging pile, adapter, & 15s-to-swap battery ensures around-the-clock delivery.



Operation Safety, Maximized

360° obstacle avoidance, anti-collision strip, and 3 emergency stop buttons make sure of it.



Product Specifications

Dimensions

92.5 x 62.0 x 128.2 cm
(36.42" x 24.41" x 50.47")

Max. Moving Speed

1 m/s (3.28 ft/s)

Charging Time**

2.5 h

Weight

87.5 kg (192.9 lbs)

Total Load Capacity

100 kg+ (220 lbs+)

Battery Life*

Up to 8 h

Standard Shelf Size

86.5 x 60.0 x 80.0 cm
(34.06" x 23.62" x 31.50")

Minimum Passage Width

90 cm (29.53")
- without rotation

*All battery claims depend on many factors and operating conditions (<100kg); actual results will vary. Battery has limited recharge cycles and may eventually need to be replaced. Battery life and charge cycles vary by use and settings.

** The charging time stated refers to the duration required for charging from 0% to 100% battery capacity, using either a recharger or charging pile, with the robot powered on. Do not attempt to charge a wet Robot.

INeedROBOT

INEEDROBÖT

Roboti Adria Group, d.o.o.

ineedrobot@roboti-adria.eu

www.ineedrobot.eu

Dunajska cesta 158

1000 Ljubljana District, Slovenia

